



WorldBoccia

**boccia**

**balls**

**condition**

gallery

---

Boccia ball condition manual should be used as a guide to ensure that all boccia balls used at tournaments are following the rules and are in a good condition.

*For more specific boccia balls rules see BISFed International Boccia Rules 2021 - 2024 v.2*

**Disclaimer**

Please note, not all ball conditions are stated in this manual. The Head Referee and ultimately the Technical Delegate will make the final decision as to whether any particular balls may be used or are disqualified.

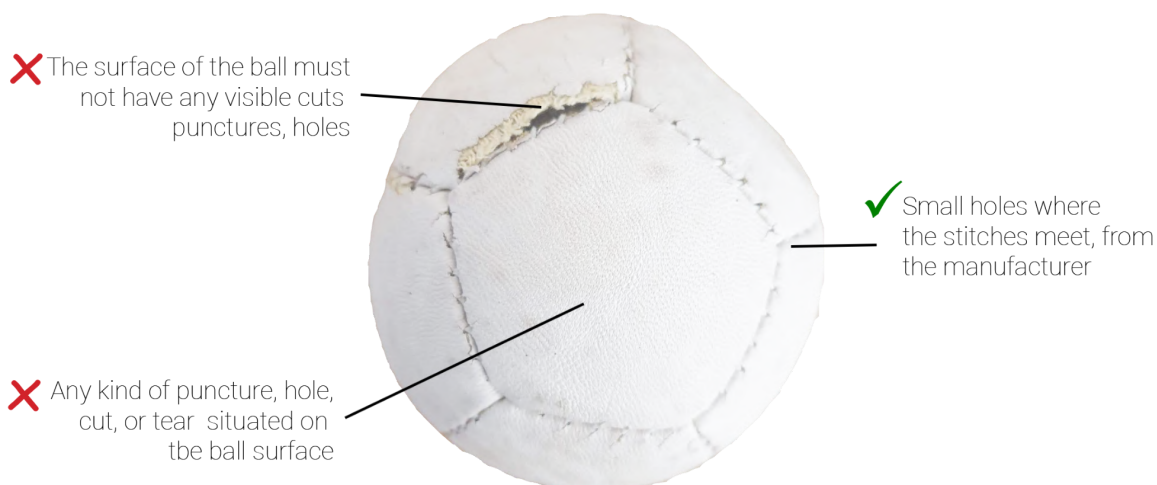
**More**

If you have pictures of boccia balls that should be added or you are in doubt of their condition, please simply fill out this form: [tinyurl.com/bocciabcg](https://tinyurl.com/bocciabcg)

**ball**  
**conditions**  
gallery

### Punctures, cuts, holes and delamination

The surface of the ball must not have any visible punctures or cuts. The ball must not have any holes at the corners (vertex) of the panels when compared to an original ball or more than two areas of delamination. Delamination means that part of the panel is splitting apart into layers. Any single area of delamination must be less than 1 cm in length. The total length of all areas of delamination must not exceed 2 cm.



### Bad condition examples (pictures from the left to the right)

Picture no. 1: Hole with filling falling out of the ball

Picture no. 2: Tear along the stitches

Picture no. 3: Multiple tears along the seams

Picture no 4: Delamination more than 1 cm in length



### Good condition examples

Picture no 1: The ball doesn't have any visible holes, punctures, or cuts. The leather is in a good condition without any marks of heavy use.




For more examples see the gallery: <https://tinyurl.com/bocciaholes>

### Glue, low friction substances, abrasions, and scuff marks


The surface of the ball must not have substances applied to it. This includes adhesives or glues or any low friction substances such as oil, or grease. The surface of the ball must not have any abrasions applied to it that do not come from the normal use of a ball. There must not be any visible scuff marks or any areas of rubbing, sanding, or scraping that result in significant differences in the texture of the ball. There must not be any abrasions along the length of one or more seams.

For example, there may be a pattern of wear due to the throwing style or grip used by an athlete, or where a ball interacts with a consistent point of a ramp or head pointer such as a circular pattern on a ball in line with the arrow/marker. This type of abrasion is acceptable..



### Bad condition examples (pictures from the left to the right)

- Picture no. 1: Glue applied to the stitching of the ball.
- Picture no. 2: Glue applied to the stitching of the ball.
- Picture no. 3: Glue applied to the stitching of the ball.
- Picture no. 4: Glue applied to the stitching of the ball.
- Picture no. 5: There are abrasions along one or more seams.
- Picture no. 6: There are abrasions along one or more seams.
- Picture no. 7: Substances applied to the surface of the ball.
- Picture no. 8: Substances applied to the surface of the ball.
- Picture no. 9: Substances applied to the surface of the ball.



**Good condition examples**

Picture no 1: Abrasions that come from the normal use of a ball.

Picture no 2: Abrasions that come from the normal use of a ball.

Picture no 3: Abrasions that come from the normal use of a ball.

Picture no 4: Abrasions that come from the normal use of a ball.




For more examples see the gallery: <https://tinyurl.com/bocciaabrasions>

## Cracks/Splits

The surface of the ball is cracked or split. The cracks and or splits might not penetrate completely through the outer material. In most cases only the very outer surface is affected by these series of cracks .

### Bad condition examples (pictures from the left to the right)

Picture no 1: The entire surface is cracked.




### Good condition examples

Picture no 1: Single small crack or multiple minor cracks on the ball surface.

Picture no 2: There is just one minor surface crack on the ball surface.

Picture no 3: Few minor surface cracks on the ball. As long as their combined length doesn't exceed 2cm the ball is legal.

Picture no 4: This is a borderline ball. The seams are starting to break apart showing "different" threads. There are multiple splits that have a slight pucker to them. Very questionable.




For more examples see the gallery: <https://tinyurl.com/bocciacuts>

## Stitching

The ball must not have ripped or missing threads and no more than two stitches that have been re-sewn. The stitching must be the same as the original manufacturer stitching and must be consistent across the entirety of the ball.



stitching is not the same as the original manufacturer stitching



### Bad condition examples (pictures from the left to the right)

Picture no. 1: Stitching is not the same as the original manufacturer stitching.

Picture no. 2: Stitching is not the same as the original manufacturer stitching.



### Good condition examples

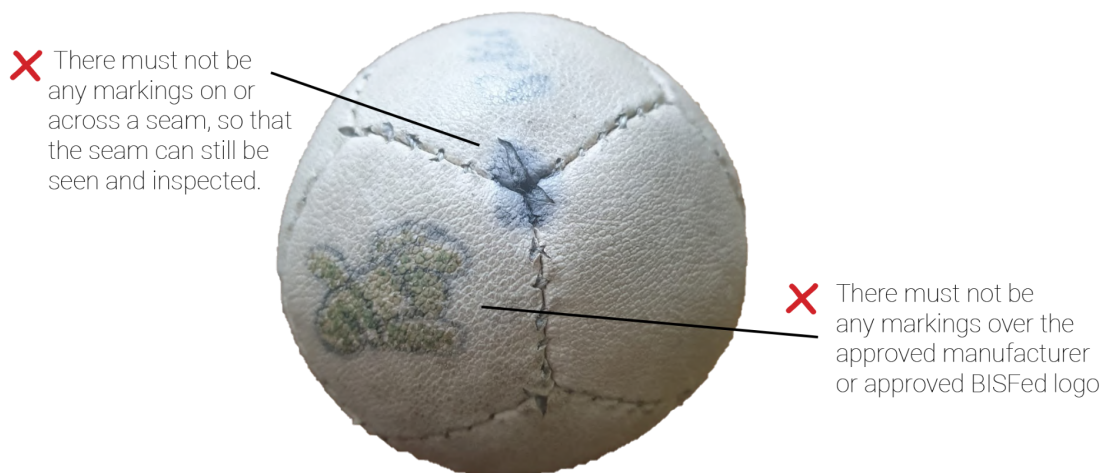
Picture no 1: The stitching is the same as the original manufacturer's stitching and is consistent across the entirety of the ball.



For more examples see the gallery: <https://tinyurl.com/bocciastitches>

## Ball markings

The surface of the ball must be free of stickers, decals, or transfers. A ball may be marked with a pen or marker for the purpose of identifying the ball (e.g., numbers or letters) and/or for the purpose of identifying how the ball should be used (e.g., a dot or arrow). The original colour of the panel must be identifiable around any mark added to the panel. There must not be any markings on or across a seam so that the seam can still be seen and inspected. There must not be any markings over the approved manufacturer or approved BISFed logo.



### Bad condition examples (pictures from the left to the right)

Picture no 1: There is marking across a seam and over the approved manufacturer logo.



### Good condition examples

Picture no 1: The marking is for the purpose of identifying the ball (e.g., numbers or letters) and/or for the purpose of identifying how the ball should be used.



For more examples see the gallery: <https://tinyurl.com/bocciamarks>

## Manufacturer logo and BISFed licensed ball logo

From 1<sup>st</sup> January 2023, each Ball used in BISFed sanctioned competitions must be a "Licensed Ball" from a licensed manufacturer. The ball must be marked with the official manufacturer logo and the official BISFed licensed logo. Both logos must be clearly visible. There must not be any markings over the approved manufacturer or approved BISFed logo.



The ball must be marked with the official BISFed licensed logo.



The ball must be marked with the official manufacturer logo.

## Bad condition examples (pictures from the left to the right)

Picture no 1: There must not be any markings over the approved manufacturer or approved BISFed logo.



## Good condition examples

Picture no 1: Both logos are visible and in a good condition. No markings over them.



For more examples see the gallery: <https://tinyurl.com/boccialogos>

## Colour

The balls must have a defined colour of red, blue, or white and each colour must fall within the BISFed acceptable colour range provided to manufacturers. A significant difference to the defined colour of a ball which cannot be explained by normal wear and tear when compared to the original ball, as submitted by the licensed manufacturers is considered to be not in a good condition.



✗ The balls is not a defined colour of red, blue, or white

### Bad condition examples (pictures from the left to the right)

Picture no 1: The ball is not a defined colour of red, blue, or white.



### Good condition examples

Picture no 1: The ball is a defined colour of blue.



For more examples see the gallery: <https://tinyurl.com/bocciacolor>

**Construction**


A ball must be spherical and constructed from panels that are uniformly sized. All panels must be uniformly sewn together to define the spherical shape. All panels must be the same type of material.

A ball must be constructed from materials with low elongation and stretch characteristics including vinyl, polyurethane fabric, leather, synthetic leather, suede, or other similar material.

A ball must be filled with uniformly sized pellets or beads made of polyethylene or other similar plastic, or natural inert materials. Materials must be non-conductive, non-metallic, and non-magnetic.

**Bad condition examples (pictures from the left to the right)**

Picture no 1: The ball is not filled with uniformly sized palettes nor is constructed from allowed materials.



For more examples see the gallery: <https://tinyurl.com/bocciaother>

---

**How to correctly take a picture of a ball:**

When taking a picture of a ball, please follow these steps:

1. Always take a picture during the day or use good lighting.
2. Take a picture of the whole ball with the "problem" facing the camera. If there is more than one area, take more pictures.
3. Place the ball on a contrasting surface. Don't hold the ball in your hand or don't put the ball next to other balls. Always try to use a single colour background.
4. Try taking the picture of the ball from above, looking down at the ball.
5. Be aware of the light source, so your shade is not on the ball.
6. Wipe your camera before taking the picture.
7. Simply fill out this form [tinyurl.com/bocciabcg](https://tinyurl.com/bocciabcg) and upload your pictures there.

**licensed  
balls**  
gallery

This is a database of all newly manufactured boccia licensed balls. This section can be used to determine whether the ball in question is in a good condition and if it was altered or not.

From January 2022, boccia balls used in major sanctioned boccia competitions (i.e. World Championships, World Series events, and Paralympic Qualifiers) must be supplied by a BISFed Approved Equipment Supplier, and from January 2023, Licensed balls must be used for ALL BISFed-sanctioned competitions.


**BISFed has approved the below Manufacturers as suppliers of Licensed boccia balls for BISFed-sanctioned competitions from 2022 to 2024:**

- Apowatec (Japan)
- BOCCASBALLS, Unipessoal Lda (Portugal)
- Gravity Premium Boccia Gear (Therafin Corporation) (USA)
- Handi Life Sport (Denmark)
- Poly-Sports (Greece)
- Ree Sports (Korea)
- Tutti per Tutti / ProdigyFrontier (Portugal)
- Victory Sports (Korea)

**Apowatec (Japan)**



**BOCCASBALLS, Unipessoal Lda (Portugal)**





### Gravity Premium Boccia Gear (Therafin Corporation) (USA)



### Handi Life Sport (Denmark)





### Poly-Sports (Greece)





### Ree Sports (Korea)





### Tutti per Tutti / ProdigyFrontier (Portugal)



**Victory Sports (Korea)**

